

BARTLEY SECONDARY SCHOOL



ROAD SAFETY

18 March 2024

Mr. V S Rangen
HOD Student Management

ROAD SAFETY

4-year-old girl dies in River Valley accident, woman arrested for careless driving ST, 27 January 2024


Children Road Accidents in Singapore Linked with Low Usage Restraints*

<https://www.healthxchange.sg/children/parenting-tips/road-safety>

'Irresponsible and reckless': Man slammed after toddler seen 'driving' car in Pasir Ris AsiaOne News: 18 Aug 2023

*seat belt


BARTLEY SECONDARY SCHOOL


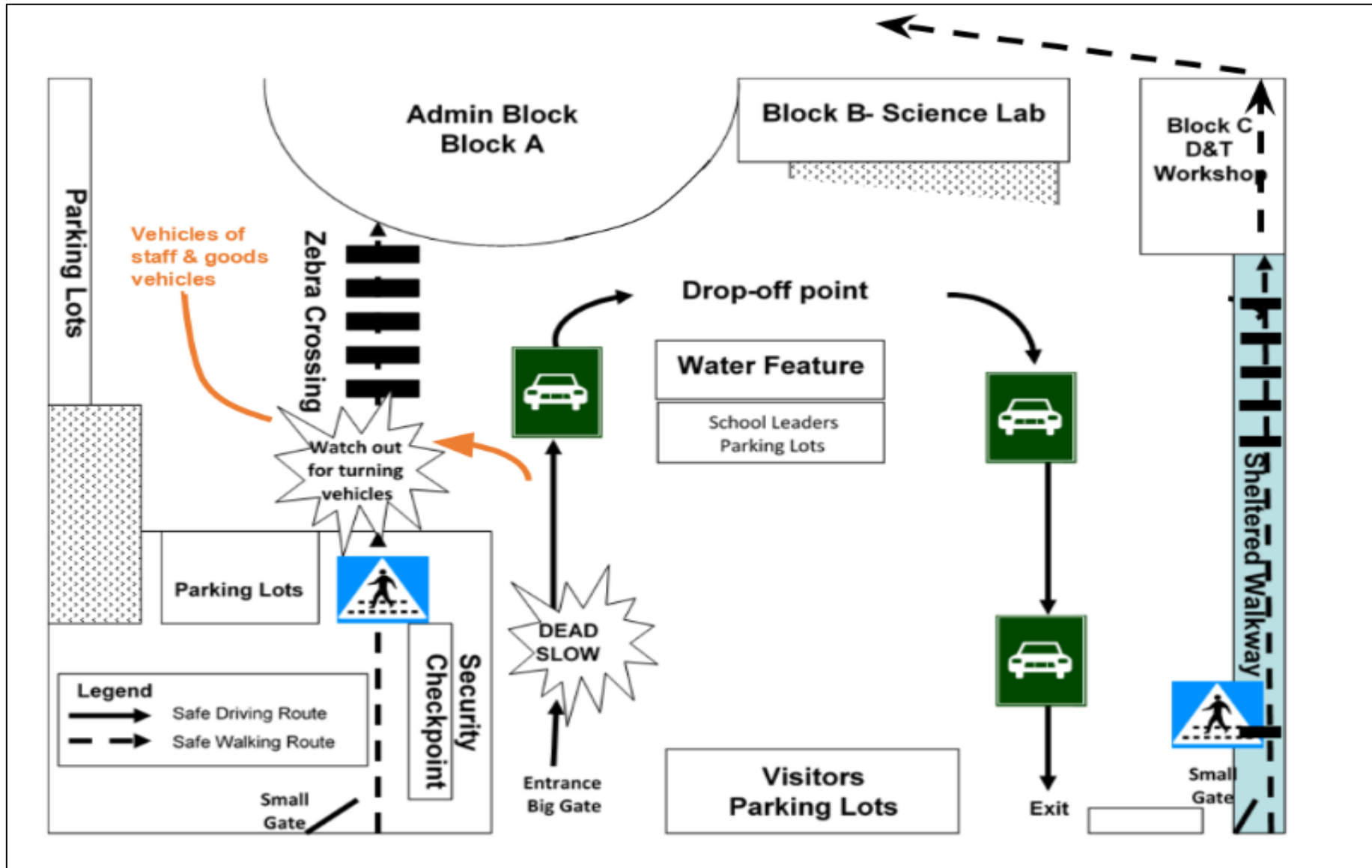


ROAD SAFETY

Objective

- To prepare every student to be road safety conscious
- To prevent road accidents
- To provide an understanding of road rules and of the need to conform to these rules for the greater safety of all road users


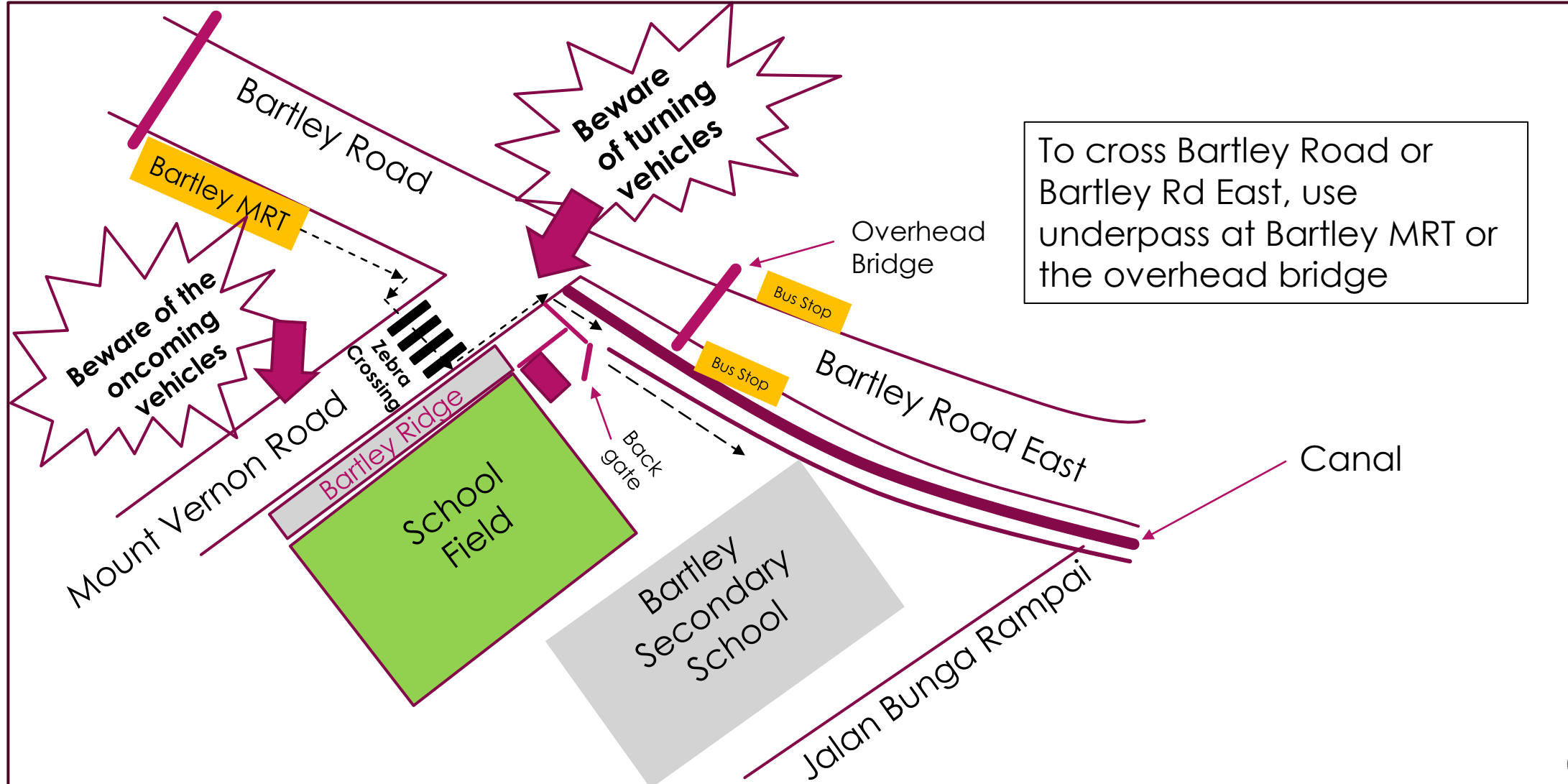




**BARTLEY
SECONDARY
SCHOOL**

Jalan Bunga Rampai


ROAD SAFETY



ROAD SAFETY

When walking


- Use the kerb drill (stop, look, listen)
- Use footpaths, pedestrian crossings, overhead bridges, traffic lights to cross roads
- Be more careful at dangerous corners and intersections (Mount Vernon Road)
- Follow the directions of school security officers, traffic wardens or police officers
- Wear light coloured clothing at night
- **Pay attention to other users e.g. do not look at handhone**



ROAD SAFETY

When travelling by Bus

- While standing at the bus stop, keep off the bus bay
- Flag bus in advance
- Avoid standing on steps of the bus
- Avoid leaning out of the bus as it might cause danger
- Do not misbehave in the bus, as this might distract the driver and anger others on board.




ROAD SAFETY

When travelling by Car, Taxi or Chartered Bus

- Avoid leaning out of the bus or car as this is dangerous
- Do not misbehave in the bus, as this might distract the driver.
- Use seat belts (when provided)

When taking part in activities around the school premises


- Look out for on-coming vehicles
- Follow teachers' or instructor's directions
- **Pay attention to other users e.g. do not look at handphone**



ROAD SAFETY


Inform your Parents or Guardians to:

- Follow traffic directions by security officers and traffic signs when dropping you off
- Enter the school at **Dead Slow Speed** for security check and to avoid mishaps
- Drop off at the foyer area and move off quickly
- Leave the school at the exit gate, unless instructed otherwise.
- **Pay attention to other users e.g. do not look at handphone**



ROAD SAFETY

If you must **use** your mobile device,
stop and **move** to the side of the road
before using it.




ROAD SAFETY

Phone Use and Jaywalking: A Fatal Combination for Pedestrians

Oct 25, 2023




BARTLEY SECONDARY SCHOOL



ROAD SAFETY

When travelling on bicycle

- Send your bicycle for regular maintenance to ensure it is serviceable
- Ensure that the brakes are in working condition
- Use safety gear
 - Wear a safety helmet to protect your head
 - Use elbow pads and knee pads
 - Wear proper shoes, and make sure that the laces are always tied properly




ROAD SAFETY

- Ride safely
 - look right, left, and then right again.
 - Use hand signals to warn other road users and alight from the left side of the road.
 - Be extra alert at road junctions
 - Stop at “Give Way” and “Stop” signs.
 - Before crossing at junctions with traffic lights, check for on coming vehicles
 - Ride in single file
 - Hold handles with both hands
 - Avoid racing

**Notify OM if you are cycling to school*


You are not encouraged to RIDE to school

BARTLEY SECONDARY SCHOOL



Road Safety

- . Be alert and aware
- . Road safety is everyone's responsibility.



Thank You

BARTLEY SECONDARY SCHOOL

